

***REAR HEAT / COOL &  
SPECIAL APPLICATIONS***

SELECT A CATAGORY BELOW

**UNIVERSAL HEAT / COOL**

**HIGH CAPACITY HEAT / COOL**

**UNDERSOFA UNITS**

**ASTRO / SAFARI  
SUBURBAN UNITS**

**UNIVERSAL UNDERDASH**


# UNDER SOFA HEAT / COOL UNITS

These units are generally mounted under the rear seat, however their design offers the installer great flexibility in choosing the location. With these units, you will receive a complete installation kit less the refrigeration fittings necessary to tie into the host A/C system. The kit consists of heater hose, A/C hose, wiring, switching, duct hose, louvers, and hardware.

Most ACME units may be purchased as a "head" only, without any accessories. Simply change the first three numbers from 421 to 422.

4210207 - HEAT / COOL  
4210218 - A/C ONLY  
4210008 - HEAT ONLY

High capacity, low profile front discharge for custom installations. Low profile design allows use in many small vehicle applications.



REPLACEMENT COILS:  
4210207.....4100029  
4210218.....4100030  
4210008.....4100027

4210254 - HEAT / COOL

# ASTRO / SAFARI A/C AND HEAT / COOL SYSTEMS


The OEM styling of the A/C - Heat/Cool units have made it the industry leader. These units feature GM switching. For 1995 and prior, the chute, shroud, and cover are molded in GM gray plastic, which may be painted for color match if desired. The 1996 and up units feature color matched GM louvers which install in the factory headliner. The evaporator kit is packed with hoses and hardware, and the approved harness easily plugs directly into the factory fuse block.

**ORDER ONE OF THESE:**  
4212038 - Side Mount A/C  
4212039 - Side Mount H/C

**ORDER ONE OF THESE:**  
**SWITCH ACCESSORY KIT:**  
4570036 - 1989 & back  
4570032 - 1990 thru 1995  
4570092 - 1996 & up (includes  
duct work & fittings)

**ORDER ONE OF THESE:**  
**CHUTE, SHROUD, & COVER FOR 95 & PRIOR:**  
4100765 - Short wheel base  
4100404 & 4570042 - Extended body kit

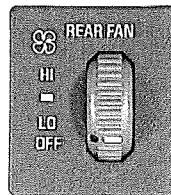
**96 & UP LOUVER KIT:**  
4570102 - GRAY or 4570103 - BLUE  
or 4570104 - RED



4570032



4570036




4570092

## SUBURBAN REAR UNITS 1992 - 1999

This Suburban unit features a sidewall mount evaporator with discharge of conditioned air from



# UNIVERSAL UNDERDASH UNITS




**4210015**

- + Black front bezel
- + Two adjustable louvers
- + Fan speed and temp. controls
- + Designed for small and medium sized vehicles
- + 4.5 x 16 x 9.75 inches
- + Replacement coil: 4100031

**4210016**


- + Deluxe chrome bezel
- + Two adjustable louvers
- + Fan speed and temp. controls
- + Top of the line for small and medium sized vehicles
- + 4.5 x 16 x 9.75 inches
- + Replacement coil: 4100031



# CEILING MOUNT & MISC. HEAT / COOL

4210153

## INTERIOR REAR CEILING MOUNT




This ceiling mounted A/C unit comes complete with 29 feet of A/C hose, wire harness, and fittings for the evaporator. Great for 15 passenger school buses. Requires under hood hook-up fittings.

5.5" H x 27 7/8" W x 15.5" D  
Approx. 30 lbs. 12 volt  
THIS IS AN A/C ONLY UNIT

4210093

## CEILING MOUNTED "CHILLER" UNIT



This unit comes with seven adjustable louvers, three speed blower control, large heavy duty evaporator coil, galvanized steel top mounting plate, two double squirrel cage blower motor assemblies, and is available in 24 volt.

5.5" H x 37.5" W x 13.5" D  
Approx. 30 lbs.  
THIS IS AN A/C ONLY UNIT

OPTIONAL BLOWER MOTOR  
FINGER GUARD - 4570514


# UNIVERSAL HEATERS

Universal mounting and easy installation of this heater allows use in many applications. Units come with switch, wiring, hardware, and heater hose.

4210027 - 15,000 BTU  
7.5" x 7.25" x 8"

4210082 - 30,000 BTU  
9.25" x 9.25" x 9.75"

4210081 - 50,000 BTU  
9.25" x 16" x 11.5"



Available for the 15,000 BTU model: Duct hose accessory kit (4570063). Includes 3 hole front, 3 round louvers (2 1/2"), & 10' duct hose.